

# AU - Payroll Tax Tables 2021/2022



The payroll tax tables have been released for the 2022 financial year (01 July 2021 to 30 June 2022). You can find a link to download the tax tables and instructions on how to apply them below.

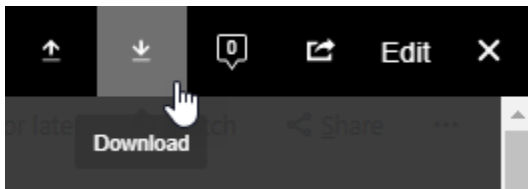
## Downloading the tax rates file

To download the tax rates file:

1. Click the following link:  
(File updated to be the v69 / v70 and STP / STP 2 compliant version on 22/06/2022).

[TaxRates.txt](#)

Click the **Download** button on the file preview screen.



2. Save the file to your preferred file directory.

## Loading the tax rates



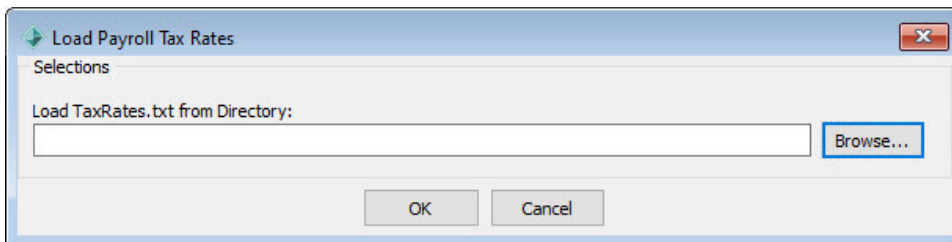
### IMPORTANT

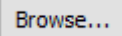
This step should only be performed once you have completed all pays for the 2021 payroll year. If the tax rates are applied before the last pay is completed, then the 2022 rates may apply incorrectly to the 2021 financial year.

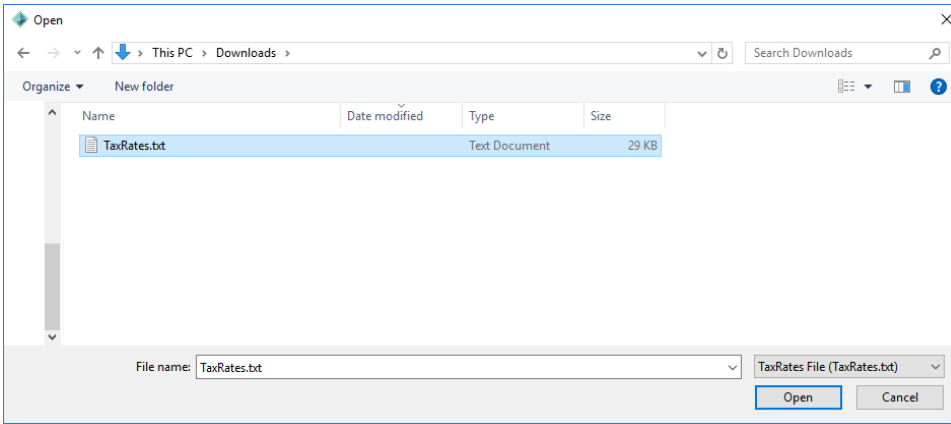
After downloading the tax rates file, the new rates can be loaded into Synergetic.

To load the tax rates into Synergetic:

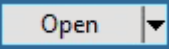
1. Select **Module > Payroll > Load Tax Rates**.  
The **Load Payroll Tax Rates** window is displayed.



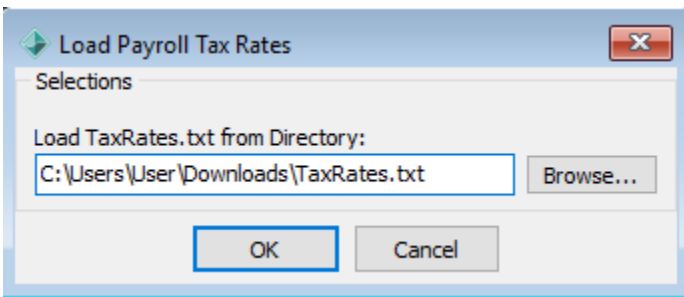
2. Click .
3. Navigate to the file directory where you saved the TaxRates.txt file.



4. Select the file.

5. Click .

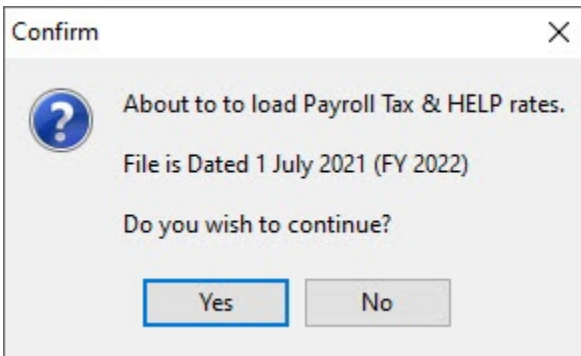
The file path is loaded into the **Load from Directory** field.



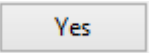
6. Check the file path is correct.

7. Click .

The **Confirm** window is displayed.



8. Confirm that the message mentions "01 July 2021 (FY 2022)".

9. Click .

The tax rates will load and Synergetic will be updated with the new figures ready to use in your first 2022 pay.



Ensure that you have rolled your payroll into the 2022 financial year (*Payroll > Create Next Payroll Year*) before creating your first pay in 2022.

## Single Touch Payroll (STP) End of Year Process Information

We have a free webinar (recording) available that goes through the process for finalising the payroll year along with a detailed FAQ. You can find this here:

## Questions?

We are happy to assist if you have any questions regarding the above information.

[Click here to create a Service Desk ticket.](#)



The payroll tax tables have been released for the 2022 financial year (01 July 2021 to 30 June 2022). You can find a link to download the tax tables and instructions on how to apply them below.

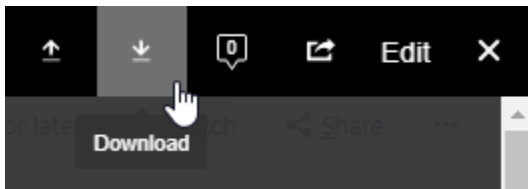
## Downloading the tax rates file

To download the tax rates file:

1. Click the following link:  
*(File updated to be the v69 / v70 and STP / STP 2 compliant version on 22/06/2022).*

[TaxRates.txt](#)

Click the **Download** button on the file preview screen.



2. Save the file to your preferred file directory.

## Loading the tax rates



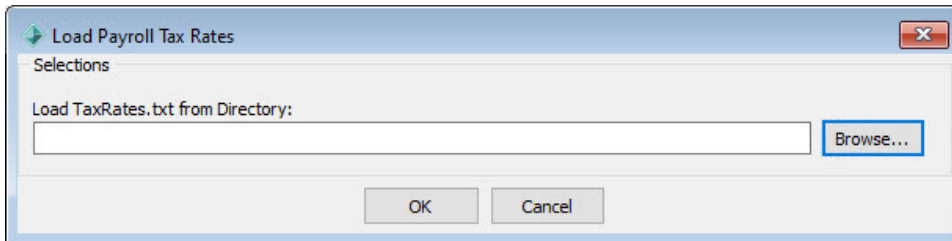
### IMPORTANT

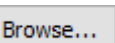
This step should only be performed once you have completed all pays for the 2021 payroll year. If the tax rates are applied before the last pay is completed, then the 2022 rates may apply incorrectly to the 2021 financial year.

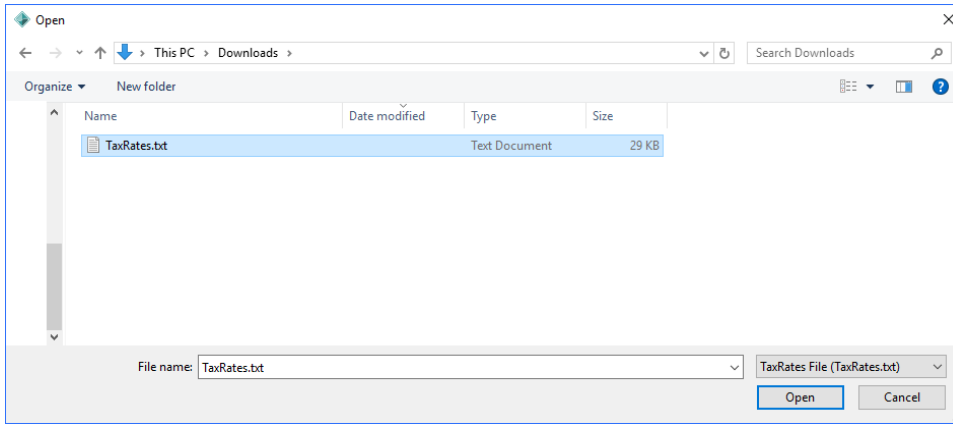
After downloading the tax rates file, the new rates can be loaded into Synergetic.

To load the tax rates into Synergetic:

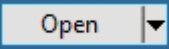
1. Select **Module > Payroll > Load Tax Rates**.  
The **Load Payroll Tax Rates** window is displayed.



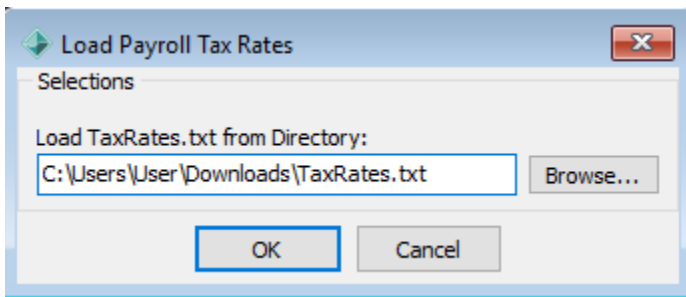
2. Click .
3. Navigate to the file directory where you saved the TaxRates.txt file.



4. Select the file.

5. Click .

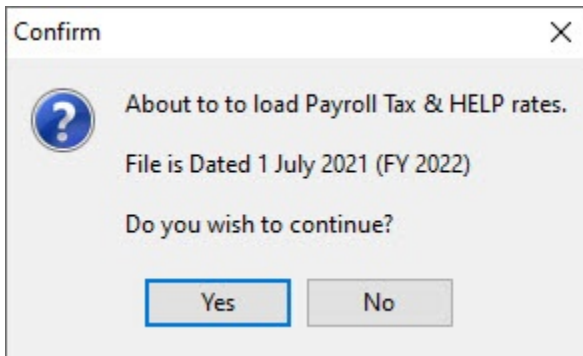
The file path is loaded into the **Load from Directory** field.



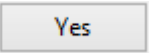
6. Check the file path is correct.

7. Click .

The **Confirm** window is displayed.



8. Confirm that the message mentions "01 July 2021 (FY 2022)".

9. Click .

The tax rates will load and Synergetic will be updated with the new figures ready to use in your first 2022 pay.



Ensure that you have rolled your payroll into the 2022 financial year (*Payroll > Create Next Payroll Year*) before creating your first pay in 2022.

## Single Touch Payroll (STP) End of Year Process Information

We have a free webinar (recording) available that goes through the process for finalising the payroll year along with a detailed FAQ. You can find this here:

## Questions?

We are happy to assist if you have any questions regarding the above information.

[Click here to create a Service Desk ticket.](#)